

PAVAGADHI

CERAMIC

FULL BODY

S E R I E S

Surfaces That Are Redefined

9MM full body collection that serves to create sophisticated, timeless spaces, seeking to care for details in every element.

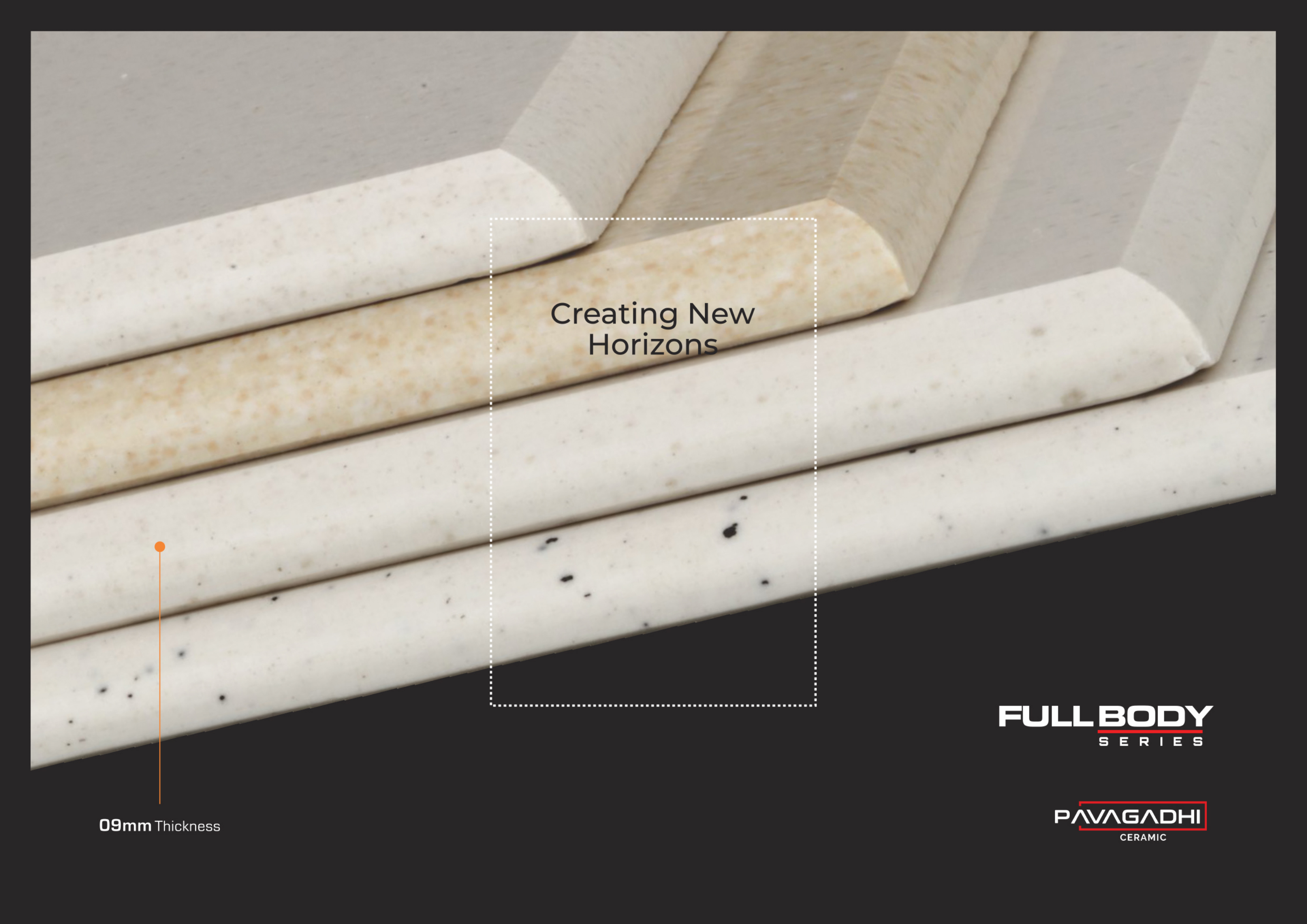
1200X
1800mm

PAVAGADHI

CERAMIC

09mm Thickness





Creating New
Horizons

09mm Thickness

FULL BODY
SERIES

PAVAGADHI
CERAMIC

Glossy

COLLECTION

Inspired By The Beauty of Nature

Glossy finish tiles that ideal for use in
Spaces seeking to convey peace,
With natural and timeless decoration.

PAVAGADHI
CERAMIC

1200X1800mm



Designs Meet Creativity

The all new tiles gives an Appearance offering unique Decorative potential.

PAVAGADHI
CERAMIC



Save Nature Save Earth Save Life

The Beauty Of Nature Restored

Our Sintered Stone offering is a environment-friendly product. Decreasing the need of mining and extracting natural stones from natural sources, Sintered Stone is made using recycled stone in addition of other materials. Sintered Stone is truly saving the Earth and nature by redefining stone surfaces.

Safeguarding Nature

Motto's Sintered Stone makes a fascinating impact on one and all. While being technologically advanced and exotically beautiful, it is also something that doesn't harm the nature in ways the traditional methods of natural stone extraction do.

PAVAGADHI
CERAMIC

1200X1800mm
09mm Thickness

GLOSSY SURFACE



S N P BEIGE

FULL BODY
S E R I E S

PAVAGADHI
CERAMIC



Thoughtful
Design

Time changes everything but our
futuristic design stay unwaged by time



1200X1800mm
09mm Thickness

GLOSSY SURFACE



GALAXY WHITE



FULL BODY
SERIES

PAVAGADHI
CERAMIC



Luxurious

Galaxy white is a luxurious surface
That is sure to keep the magic
of galaxy alive in your senses.



1200X1800mm
09mm Thickness

GLOSSY SURFACE



ROYAL QUARTZ



FULL BODY
S E R I E S

PAVAGADHI
CERAMIC




What's More
Royal?

The full body Royal Quartz is the Combination between tradition and Modernity, giving spaces a creative Atmosphere.



1200X1800mm
09mm Thickness

GLOSSY SURFACE



SNOW WHITE

FULL BODY
S E R I E S

PAVAGADHI
CERAMIC



Inspiring

Snow white that create a stylish
Interior for your space with
The bold brilliance of ceramic tiles.



GLOSSY COLLECTION

PAVAGADHI
CERAMIC

FULL BODY
S E R I E S

1200X1800mm
09mm Thickness



S N P BEIGE




GALAXY WHITE



ROYAL QUARTZ



SNOW WHITE



Matt

COLLECTION

Embrace The Magnificent Matt


Evoke the grandness of your surface
With matt tiles that express grace and
Beauty within.

PAVAGADHI
CERAMIC



1200X1800mm
09mm Thickness

MATT SURFACE



WALNUT


FULL BODY
S E R I E S

PAVAGADHI
CERAMIC




Extended

If you want an active
space, make use of stronger
& more quality materiel



1200X1800mm
09mm Thickness

MATT SURFACE



STEEL GREY


FULL BODY
S E R I E S

PAVAGADHI
CERAMIC



Graceful

The creativity of avant architectural
Served as an inspiration for
Designing your spaces.




PAVAGADHI
CERAMIC

STEEL GREY

1200X1800mm
09mm Thickness

MATT SURFACE



LIGHT GREY



FULL BODY
S E R I E S

PAVAGADHI
CERAMIC



Elegance

upgrade your luxurious desires with
our strong inspiring surfaces



PAVAGADHI
CERAMIC

LIGHT GREY

1200X1800mm
09mm Thickness

MATT SURFACE



FOSSIL GREY



FULL BODY
S E R I E S

PAVAGADHI
CERAMIC



Magnificent

Create A Stylish And Warm Environment
With Precious Tiles That Give Your Space
A Magnificent Look!



PAVAGADHI
CERAMIC

FOSSIL GREY

MATT COLLECTION

PAVAGADHI
CERAMIC

FULL BODY
S E R I E S

1200X1800mm
09mm Thickness



WALNUT







STEEL GREY



LIGHT GREY



FOSSIL GREY




APPLICATION

The application layers proposed here under are to be taken as an indication, and have the sole purpose of explaining how to obtain a correct flooring.



DOOR / WINDOW
FRAME

Introducing our all range of full body tiles for window and door frames, that serve as accent pieces in every space.




TRADITIONAL
INSTALLATION

Traditional installation is ideal for floorings that will be driven over by vehicles.




DRY INSTALLATION
ON GRASS / GRAVEL

Installing directly on top of grass enables the creation of paths and walkways that blend in perfectly with the surroundings.




COUNTER
TOP

This tiles has long been the premier choice of builders and designers for countertops due to both its beauty and durability.




FACADE
LAYING SYSTEM

Facade systems comprise the structural elements that provide lateral and vertical resistance to wind and other actions.



STAIRCASE

Full-body tiles are a popular choice for both indoor and outdoor staircase. These tiles offer the steps a fashionable aesthetic while also providing a lasting surface.



HEAVY TRAFFIC

These tiles have the ability to withstand a huge amount of weight without being scratched or marked.

BENEFITS

We feature a unique collection of full-body series that add aesthetic value to your space. As these slabs are unglazed, they have high slip resistance, abrasion resistance, and are highly wear and tear resistant.


THERMAL
RESISTANCE



FROST
RESISTANCE



WATER
PROOF




LIGHT
WEIGHT



STAIN
RESISTANCE




TENSILE
STRENGTH



CHEMICAL
RESISTANCE



FIRE
PROOF



SCRATCH
RESISTANCE




EDGE PROFILES

Fullbody 1200x1800mm designs are available in matt finishes and different types of edge profiles to expand your design options. Offering unmatched durability with no maintenance, easy-care convenience, and superior stain resistance, we are back with our surfaces with a transferable Full Lifetime Warranty to ensure years of flawless service.


This design has been beautifully crafted with particular attention paid to different types of edges which help to not only understand the design pattern of different areas but also satisfy the requirements of the perfect fitting.




EASED EDGE



1/4" BEVEL



HALF BULLNOSE




1/2" BEVEL

JOINT POSSIBILITIES



Birds beak



Soft corner



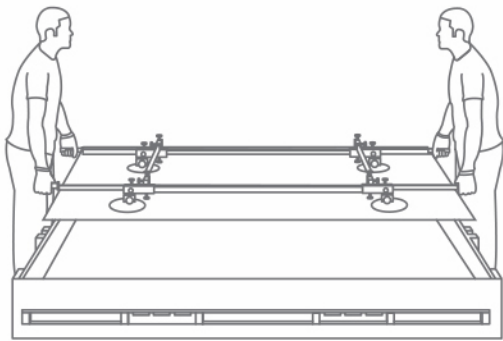
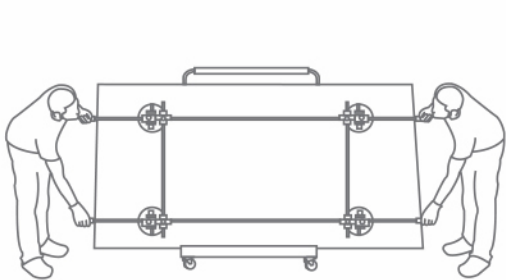
45° corner



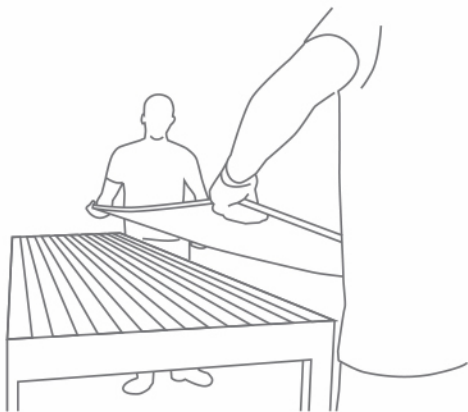
MANUALLY TRANSPORTING

Only for 1/4" Slabs

MOVING A IMMODERATE TILE



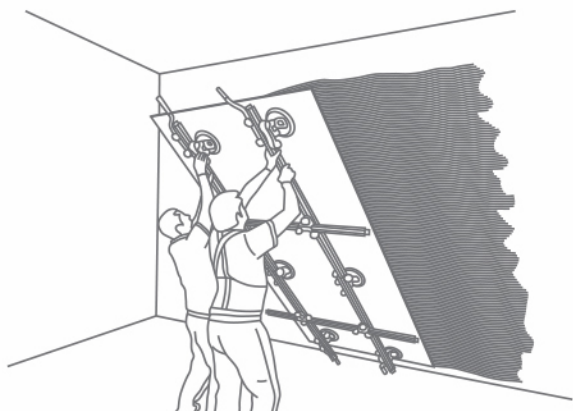
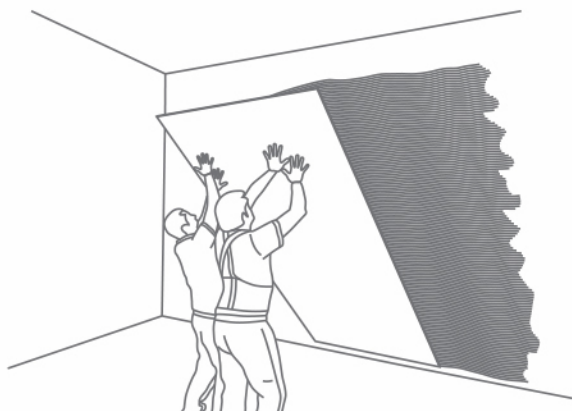
RAISING A IMMODERATE TILE ONTO A BENCH



✗ INCORRECT

✓ CORRECT

HANDLING IMMODERATE TILE FOR WALL



✗ INCORRECT

✓ CORRECT

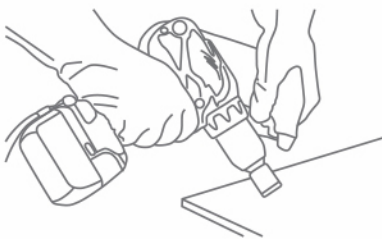

WORKING WITH THE VARIOUS VERSIONS OF

CUTTING WITH DIAMOND DISCS



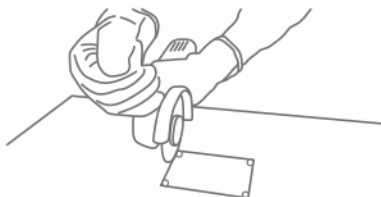
Our products can be cut using diamond discs fitted onto the hand-held electrical grinding machine. The speed of Disc rotation must be high (>10000 RPM) and should have a low feed rate (< 1 m/min). It may be required to cool the disc with water. Recommended discs are the thin types generally used for cutting porcelain stoneware. The surface should be kept on a FLAT base while cutting without any gap underneath

DRILLING



You can use cutting discs fitted to battery-operated screwdrivers or angle grinders, electrical drills as an alternative.

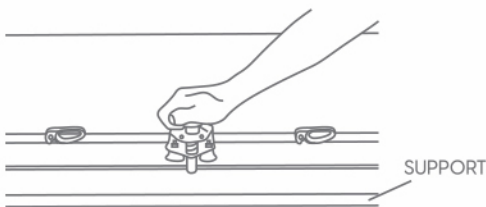
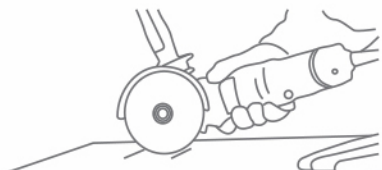
INTERNAL CUT / L-SHAPED CUT



To get internal and L-shaped corners & to reduce the risk of breakage, round off the vertex of the internal corner using bits with a radius of at least 5mm. Then cut with diamond discs, be cautious to stop moving the cutting tool forward. To drill and cut using diamond discs, follow the instructions provided above.

- When using these tools:
- Cool the point being drilled with water
 - Don't put too much pressure and bear in mind the resistance of the type of laminated stoneware you are working on
 - If you are using tungsten bits, start drilling at a low speed
 - If you are using drills or screwdrivers, do not select hammering mode

EDGE-FINISHING



CLEANING & MAINTENANCE

Our products are non porous (due to their high quality raw materials, stringent production parameters and state of the art technology), hence any dust or deposited waste cannot penetrate the surface.

For most cases only a damp cloth is sufficient for cleaning.

Regular cleaning highlights the aesthetic features of the surface and gives it exceptional shine.

For highly aggressive cleaning caused by some common food and substances follow the table below.

TYPE OF STAIN	CHEMICAL PRODUCT	EXAMPLE
Grease	Alkaline - Solvent	Detergent
Oil	Solvent	Ammonia, Backing Soda
Ink	Oxidant - Solvent	Alcohol, Liquid Bleach, Nail Paint Remover
Rust	Acid	Hydrochloric Acid, Vinegar, Red Harpic
Lime	Acid	Descaling Reagent, Hydro Chloric Acid
Cement	Acid	Hydro Chloric Acid
Wine	Alkaline	Ammonia, Liquid Bleach
Coffee	Alkaline - Solvent	Ammonia, Liquid Bleach
Rubber	Solvent	Alcohol, Thinner
Plaster	Acid	Hydro Chloric Acid
Candle Wax	Solvent	Alcohol, Thinner
Iodine	Oxidant	Liquid Bleach
Blood	Oxidant	Liquid Bleach
Ice Cream	Alkaline	Liquid Bleach

Note: It is recommended that any kind of stain needs to get clean immediately / as soon as possible.

TECHNICAL SPECIFICATION

CHARACTERISTIC	STANDARD AS PER ISO-13006/2018 En14411 gr.bla	VALUE	TEST METHOD
Regulatory Properties			
Deviation in Length & Width	±0.5%	±0.2%	ISO 10545-2
Deviation in Thickness	±5%	±5%	ISO 10545-2
Straightness of Sides	±0.5%	±0.2%	ISO 10545-2
Rectangularity	±0.5%	±0.2%	ISO 10545-2
Surface Flatness	±0.5%	±0.3%	ISO 10545-2
Colour Difference	E<1.00	E<0.30	ISO 10545-16
Glossiness	As per Mfg.	As per Mfg.	Gloss Meter
Structural Properties			
Water Absorption	≤0.5 %	≤0.3 %	ISO 10545-3
Apparent Density	As Per Mfg.	>2.20 g/cc	ISO 10545-3
Massive Mechanical Properties			
Moduls of Repture	Min.35N/mm ²	Min.40N/mm ²	ISO 10545-4
Breaking Strength	Min. 1300 N	Min. 2000 N	ISO 10545-4
Impact Resistance	As per Mfg.	Min. 0.55	ISO 10545-4
Surface Mechanical Properties			
Surface Abrasion Resistance	As per Mfg.	Min. class 3	ISO 10545-7
Moh's Hardness	As per Mfg.	Min. class 4	BS EN 15771
Thermo Hygrometric Properties			
Frost Resistance	As Per Mfg.	Frost Proof	ISO 10545-12
Thermal Shock Resistance	Min. 10 Cycle	Min. 10 Cycle	ISO 10545-9
Moisture Expansion	Max. 0.6mm/m	Max. 0.02mm/m	ISO 10545-10
Thermal Expansion	Max. 9.0 x 10 ⁻⁶	Max. 6.0x10 ⁻⁶	ISO 10545-8
Chemical Properties			
Chemical Resistance	As Per Mfg.	No Damage	ISO 10545-13
Stain Resistance	Resistant	Resistant	ISO 10545-14
Safety Properties			
Slip Resistance	As per Mfg.	N. A.	DIN 51130
Fire Resistance	As per Mfg.	Fire Proof	N. A.

PACKING DETAILS

DIMENSION	No of PC's/Box	SQUARE FEET	WEIGHT [APPROX]
1200x1800mm	2	46.50	94 Kgs.



Pavagadhi Ceramic

Jay Ambe Ceramic, 8-A National Highway, Morbi – 363642

e-mail : pavagadhiceramic@gmail.com

www.pavagadhiceramic.com

Mo. +91 99092 81254 / +91 93281 33207

